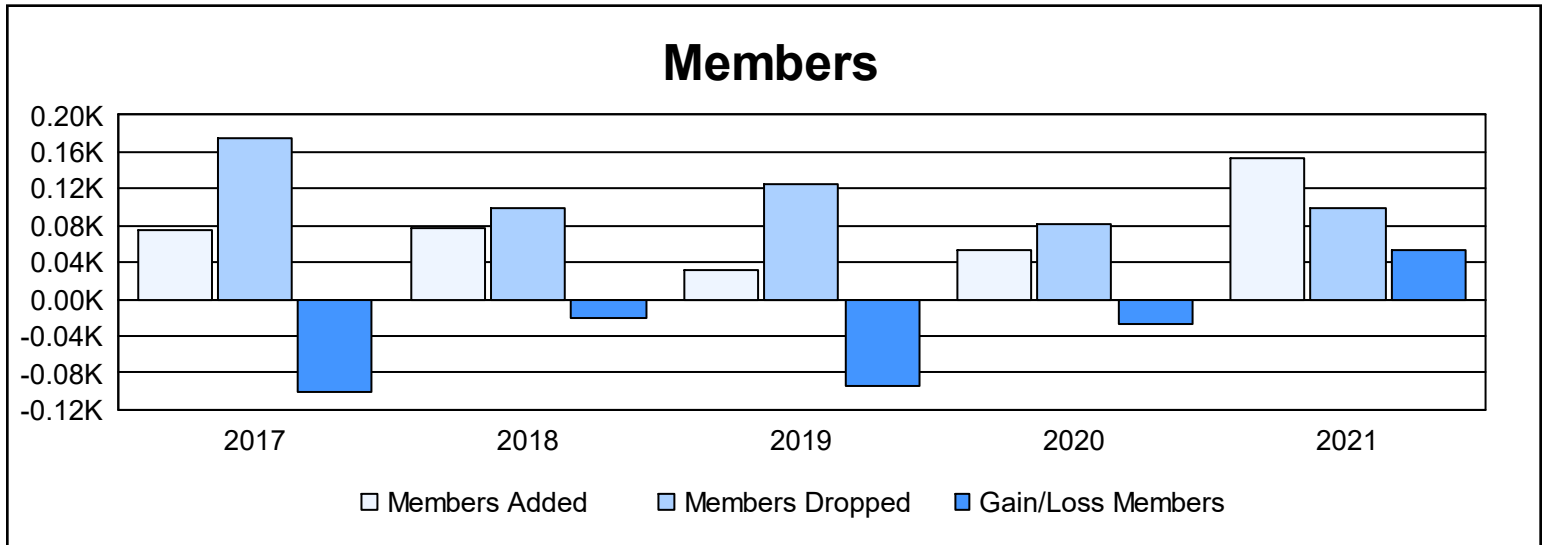
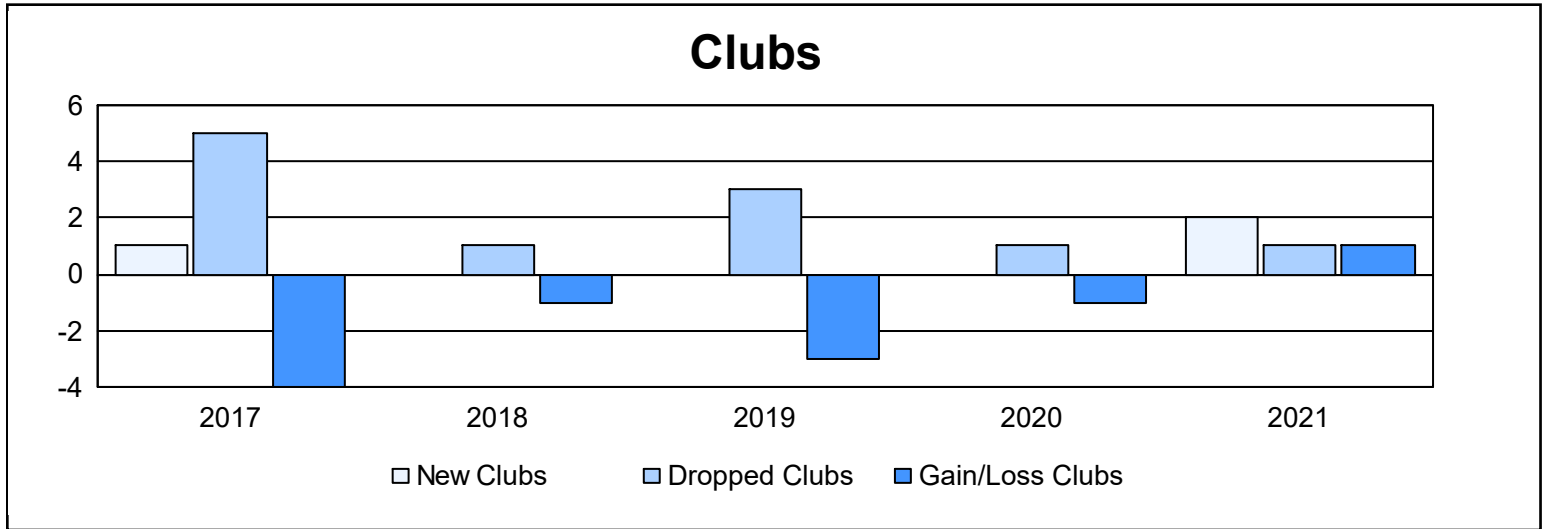
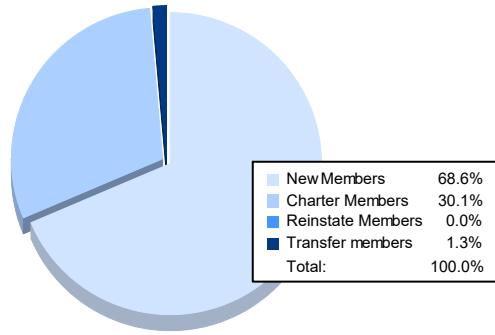


| Year | New Clubs | Dropped Clubs | Gain/ Loss Clubs | New Members | Charter Members | Reinstate Members | Transfer Members | Total Member Added | Total Members Dropped | Gain/ Loss Members |
|----------------|-----------|---------------|------------------|-------------|-----------------|-------------------|------------------|--------------------|-----------------------|--------------------|
| 2016-2017 | 1 | 5 | -4 | 50 | 22 | 1 | 3 | 76 | 176 | -100 |
| 2017-2018 | 0 | 1 | -1 | 71 | 1 | 0 | 6 | 78 | 98 | -20 |
| 2018-2019 | 0 | 3 | -3 | 27 | 3 | 2 | 0 | 32 | 126 | -94 |
| 2019-2020 | 0 | 1 | -1 | 43 | 0 | 2 | 9 | 54 | 81 | -27 |
| 2020-2021 | 2 | 1 | 1 | 105 | 46 | 0 | 2 | 153 | 100 | 53 |
| Average | 1 | 2 | -2 | 59 | 14 | 1 | 4 | 79 | 116 | -38 |



Membership Composition June 2021 Cumulative



Gender Composition June 2021 Cumulative

